US Series

UNIFIVE
2017.11.14

AC/DC Adaptor 12W Series
Wall Mount

▲ US10/US30

▲ USY30

▲ USE30

▲ USR30

▲ USK30

▲ USA30

Please contact our sales department for safety standard of each model.

Safety Certificate | Reliability Guarantee | Energy Saving | L.P.S LPS | EMC EMC

Product Highlights

- Stability
- Compact type
- Energy efficiency
- Suit GPS, network, multimedia, audio & video euipment.

Protection

- Short circuit protection
- Over Voltage Protection
- Over Current Protection

Safety Approvals

- UL60950
- CAN/CSA C22.2 NO. 60950
- PSE
- IEC/EN60950-1
- IEC/EN 61558
- CNS14336
- GB4943.1
- K60950
- AS/NZS 60950.1

Efficiency

- Meet Coc V Tier2

Immunity

- EN55024/A1:2001

Emissions

- FCC Part15 Class B
- CE CISPR 32 Class B
- VCCI Class B
- CNS13438
- GB9254/GB17625.1
- KN32 KN35
- AS/NZS CISPR32

Electrical Spec

Absolute Maximum Rating

Input					
Description	Min	Typ	Max	Units	Comment
Voltage	90	100~240	264	VAC	
Frequency	47	50/60	63	Hz	

Environmental					
Description	Min	Typ	Max	Units	Comment
Operating Temperature	0	-	40	°C	Free Convection,Sea level
Storage Temperture	-20	-	65	°C	Free Convection,Sea level
Operating Humidity	5	-	95	%RH	No Condensing
Storage Humidity	5	-	95	%RH	No Condensing

Typical model list

Input Condition		DC Output Voltage	DC Output Current	Output Voltage Precision	Ripple	Noises	Regulation		Option/Remark
							Line	Load	
Input Voltage: 90V-264Vac Frequency: 47-63Hz	1	3V	2.0A	-5%~+8%	50mV	100mV	2%	10%	Models marked "*" can support additional constant current function.
	2	3.3V	2.0A	-5%~+8%	50mV	100mV	2%	10%	
	3	5V	2.0A	±5%	50mV	100mV	2%	10%	
	4	6V	1.8A	±5%	60mV	120mV	2%	10%	
	5	7.5V	1.6A	±5%	75mV	150mV	2%	10%	
	6	9V	1.3A	±5%	90mV	180mV	2%	10%	
	7	12V	1.0A	±5%	120mV	240mV	2%	10%	
	8	18V	0.65A	±5%	180mV	360mV	2%	10%	
	9	-	-	-	-	-	-	-	
	10	-	-	-	-	-	-	-	
	11	-	-	-	-	-	-	-	

■ Measurement condition
1. Mesurements shall be made with an oscilloscope with 20MHz bandwidth.
2. Outputs shall be bypassed at the connector with a 0.1uF ceramic disk capacitor and a 10uF electrolytic capacitor to simulate system loading.

Mechanical Spec

US10	US30
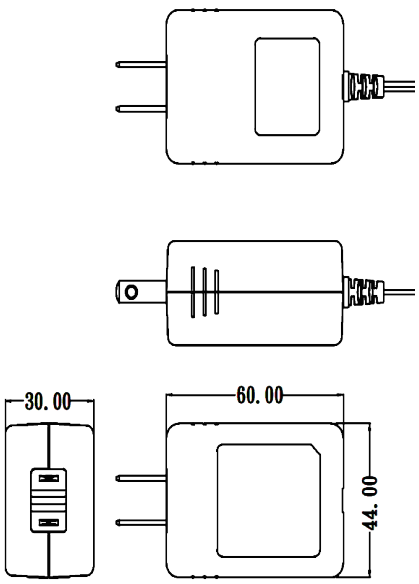	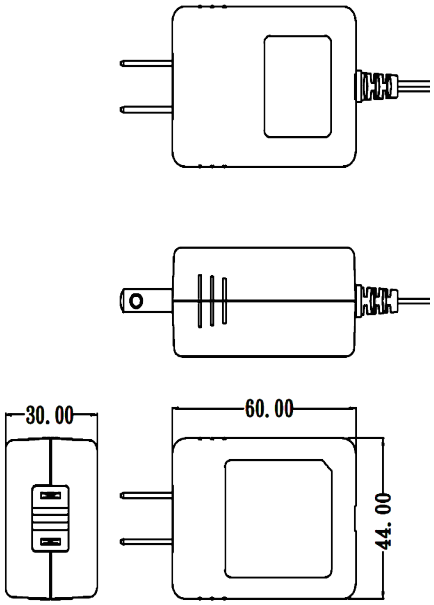

USY Series

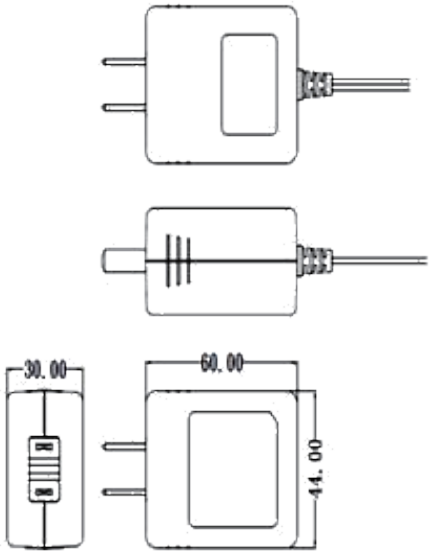

USE Series

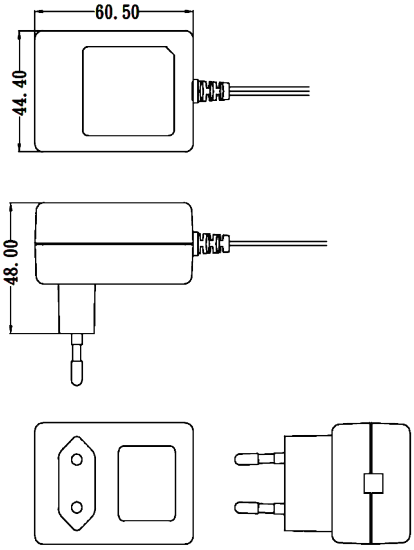

USR Series

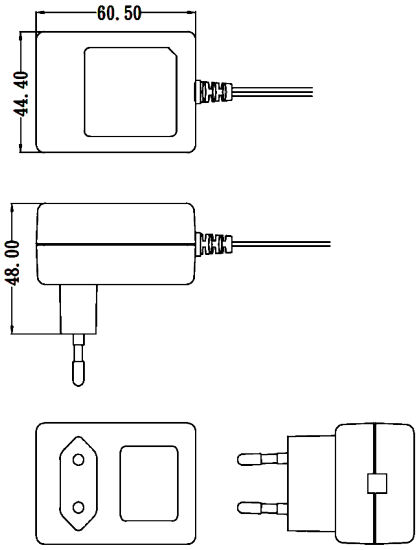

USK Series

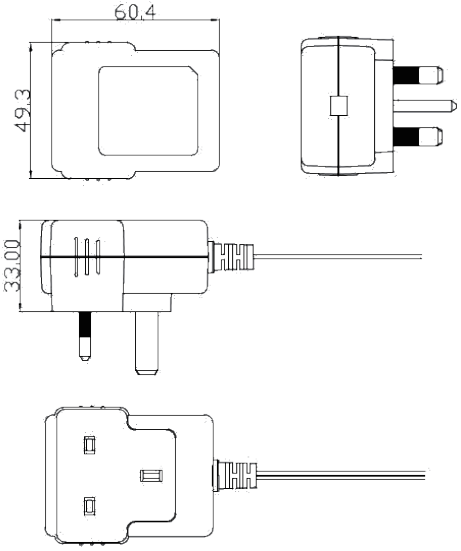

USA Series

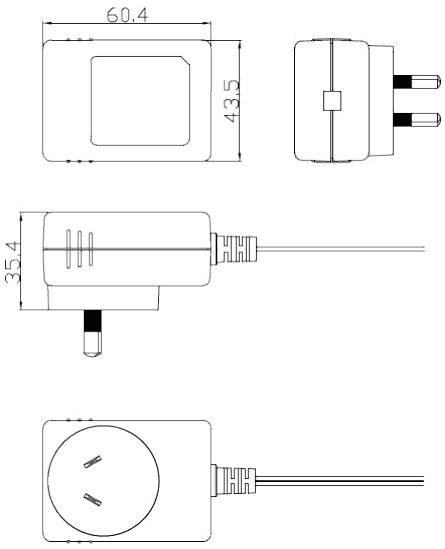

Please contact our sales department for details of each model