

UHVU 18W Series

Home Electronics and Appliances AC/DC Adaptor



▲ UHVUU3018



▲ UHVUZ3018



▲ UHVUE3018



▲ UHVUL3018



▲ UHVUR3018



▲ UHVUA3018



▲ UHVUK3018



▲ UHVUF3018



▲ UHVUG3018



■ Please contact our sales department for safety standard of each model.



Product Highlights

- Stability
- Energy Efficiency
- Electric Cooker, Fan, Air Conditioning, Air Purifier

Protection

- Short Circuit Protection
- Over Voltage Protection
- Over Current Protection

Safety Standard

- 61558-1
- PSE 別表第八

Efficiency

- COMMISSION REGULATION (EU) 2019/1782 (ERP 6) & DOE 6

Emissions

- FCC Part 15 Class B
- VCCI Class B
- CE CISPR 14 EN55014-1

Immunity

- EN55014-2

Electrical Spec

Input					
Description	Min.	Typ.	Max.	Units	Comment
Voltage	90	100~240	264	Vac	
Frequency	47	50/60	63	Hz	

Environmental					
Description	Min.	Typ.	Max.	Units	Comment
Operating Temperature	0	-	40	°C	Free Convection, Sea level
Storage Temperature	-20	-	65	°C	Free Convection, Sea level
Operating Humidity	5	-	95	%RH	No Condensing
Storage Humidity	5	-	95	%RH	No Condensing

Typical model list

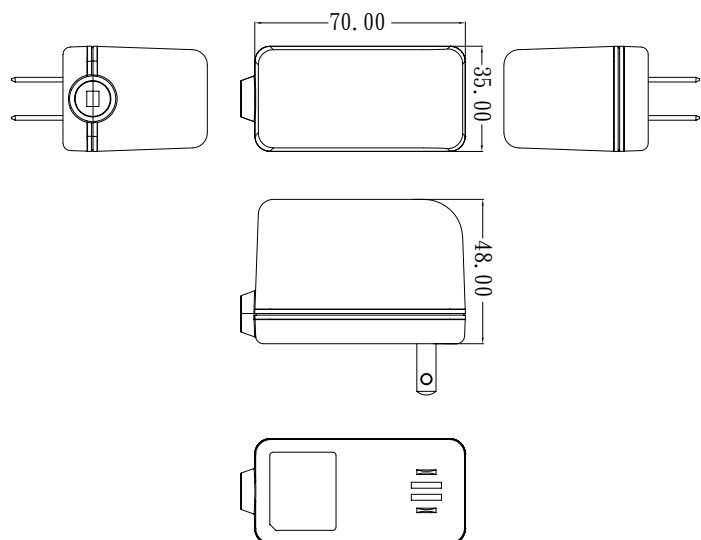
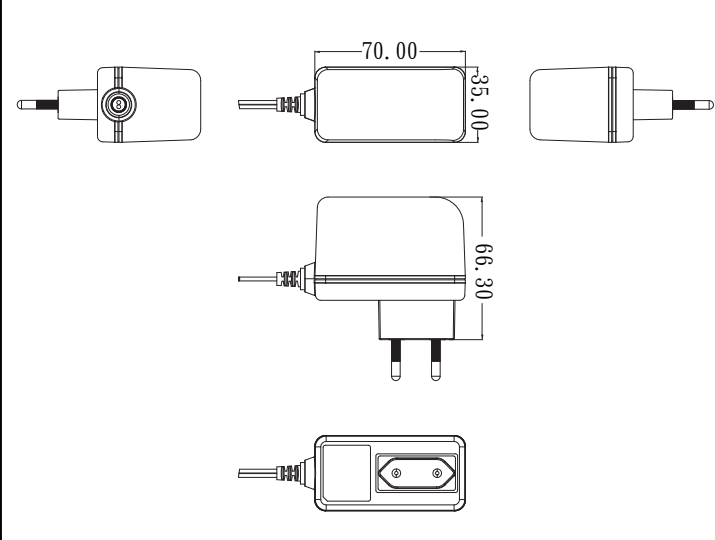
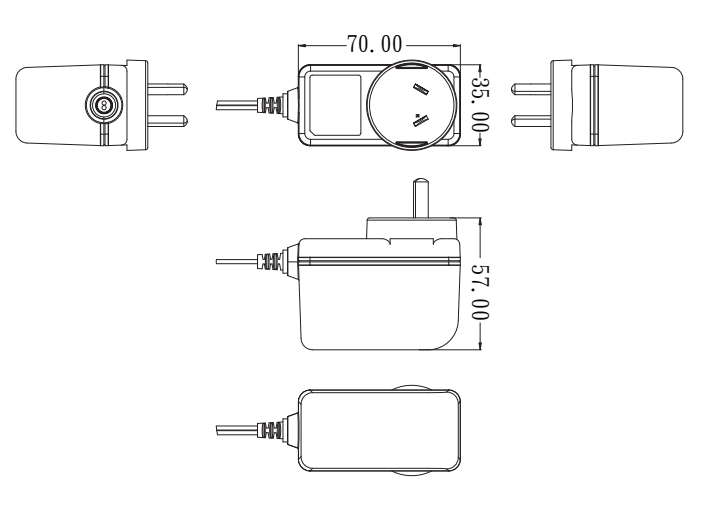
No.	DC Output Voltage	DC Output Current	Output Voltage Precision	Ripple	Noise	Average Active Efficiency	No-Load Power Consumption	Option/Remark
1	3.3V	3.0A	-5%~+8%	100mV	150mV	78.63%	0.1W	
2	5.0V	3.0A	±5%	100mV	150mV	81.39%	0.1W	
3	5.5V	3.0A	±5%	100mV	150mV	81.97%	0.1W	
4	5.9V	2.8A	±5%	100mV	150mV	81.98%	0.1W	
5	7.5V	2.4A	±5%	100mV	150mV	85.01%	0.1W	
6	9.0V	2.0A	±5%	120mV	240mV	85.01%	0.1W	
7	12.0V	1.5A	±5%	120mV	240mV	85.01%	0.1W	
8	15.0V	1.2A	±5%	150mV	300mV	85.01%	0.1W	
9	18.0V	1.0A	±5%	150mV	300mV	85.01%	0.1W	
10	24.0V	0.75A	±5%	240mV	480mV	85.01%	0.1W	

■ Measurement Condition

1. Measurements shall be made with an oscilloscope with 20MHz bandwidth.
2. Outputs shall be bypassed at the connector with a 0.1uF ceramic disk capacitor and a 10uF electrolytic capacitor to simulate system loading.

more detail on next page

UHVUU3018 Series	UHVUZ3018 Series
<p>Technical drawings of the UHVUU3018 Series showing front, top, and side views. Dimensions are 70.00 (width), 35.00 (height), and 48.00 (depth).</p>	<p>Technical drawings of the UHVUZ3018 Series showing front, top, and side views. Dimensions are 70.00 (width), 35.00 (height), and 48.00 (depth).</p>
UHVUE3018 Series	UHVUA3018 Series
<p>Technical drawings of the UHVUE3018 Series showing front, top, and side views. Dimensions are 70.00 (width), 35.00 (height), and 66.30 (depth).</p>	<p>Technical drawings of the UHVUA3018 Series showing front, top, and side views. Dimensions are 70.00 (width), 35.00 (height), and 57.00 (depth).</p>
UHVUK3018 Series	UHVUR3018 Series
<p>Technical drawings of the UHVUK3018 Series showing front, top, and side views. Dimensions are 70.00 (width), 48.80 (height), and 55.20 (depth).</p>	<p>Technical drawings of the UHVUR3018 Series showing front, top, and side views. Dimensions are 70.00 (width), 35.00 (height), and 66.30 (depth).</p>

UHVUL3018 Series	UHVUF3018 Series
 <p>Technical drawings of the UHVUL3018 Series AC/DC adaptor. The drawings include a front view, a side view, and a rear view. Dimensions are provided: 70.00 (width), 35.00 (height), and 48.00 (depth).</p>	 <p>Technical drawings of the UHVUF3018 Series AC/DC adaptor. The drawings include a front view, a side view, and a rear view. Dimensions are provided: 70.00 (width), 35.00 (height), and 66.30 (depth).</p>
UHVUG3018 Series	
 <p>Technical drawings of the UHVUG3018 Series AC/DC adaptor. The drawings include a front view, a side view, and a rear view. Dimensions are provided: 70.00 (width), 35.00 (height), and 57.00 (depth).</p>	

————— the following blank —————

■ Please contact our sales department for details of each model ■