

UHVU 24W Series

Home Electronics and Appliances AC/DC Adaptor



▲ UHVUU3024



▲ UHVUE3024



▲ UHVUF3024



▲ UHVUZ3024



▲ UHVUK3024



▲ UHVUA3024



▲ UHVUR3024



▲ UHVUG3024



■ Please contact our sales department for safety standard of each model.



Product Highlights

- Stability
- Energy Efficiency
- Electric Cooker, Fan, Air Conditioning, Air Purifier

Efficiency

- Energy Efficiency Level VI (ErP / DoE)
- Meet COMMISSION REGULATION(EU) 2019/1782
- Meet DOE 10 CFR part 429 and 430

Protection

- Short Circuit Protection
- Over Voltage Protection
- Over Current Protection
- Over Temperature Protection (Optional)

Emissions

- FCC Part 15 Class B
- VCCI Class B
- CE CISPR14 EN55014-1

Safety Standard

- 61558-1
- PSE 別表第八

Immunity

- EN55014-2

Electrical Spec

Input					
Description	Min.	Typ.	Max.	Units	Comment
Voltage	90	100~240	264	Vac	
Frequency	47	50/60	63	Hz	

Environmental					
Description	Min.	Typ.	Max.	Units	Comment
Operating Temperature	0	-	40	°C	Free Convection,Sea Level
Storage Temperature	-20	-	65	°C	Free Convection,Sea Level
Operating Humidity	5	-	95	%RH	No Condensing
Storage Humidity	5	-	95	%RH	No Condensing

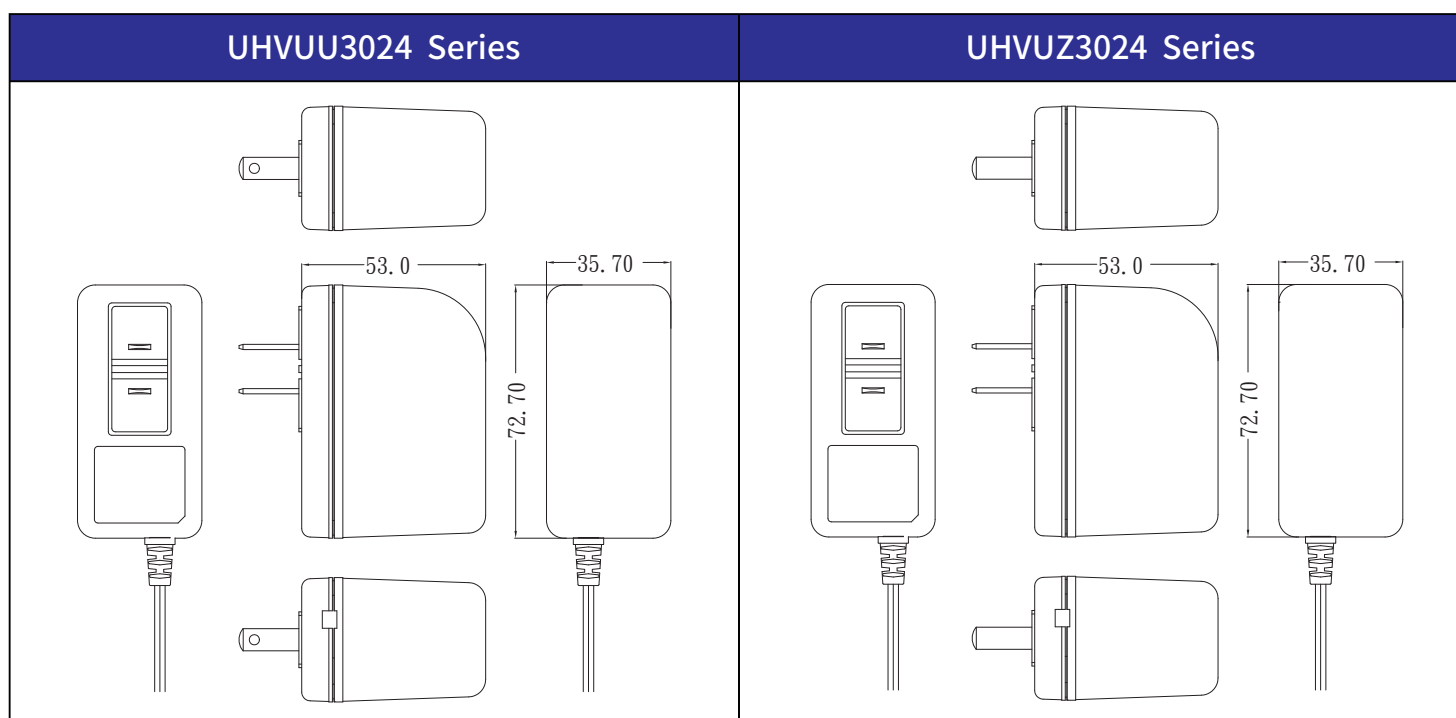
Typical model list

No.	DC Output Voltage	DC Output Current	Output Voltage Precision	Ripple	Noise	Average Active Efficiency	No-Load Power Consumption	Option/Remark
1	5.0V	3.0A	±5%	100mV	100mV	81.93%	0.1W	
2	5.9V	3.0A	±5%	100mV	100mV	82.38%	0.1W	
3	12.0V	2.0A	±5%	120mV	200mV	86.20%	0.1W	
4	15.0V	1.6A	±5%	150mV	200mV	86.20%	0.1W	
5	24.0V	1.0A	±5%	240mV	240mV	86.20%	0.1W	

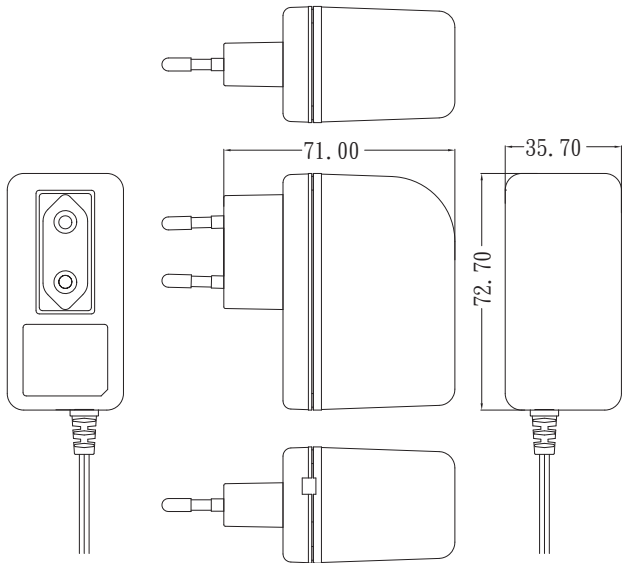
■ Measurement Condition

1. Measurements shall be made with an oscilloscope with 20MHz bandwidth.
2. Outputs shall be bypassed at the connector with a 0.1uF ceramic disk capacitor and a 10uF electrolytic capacitor to simulate system loading.

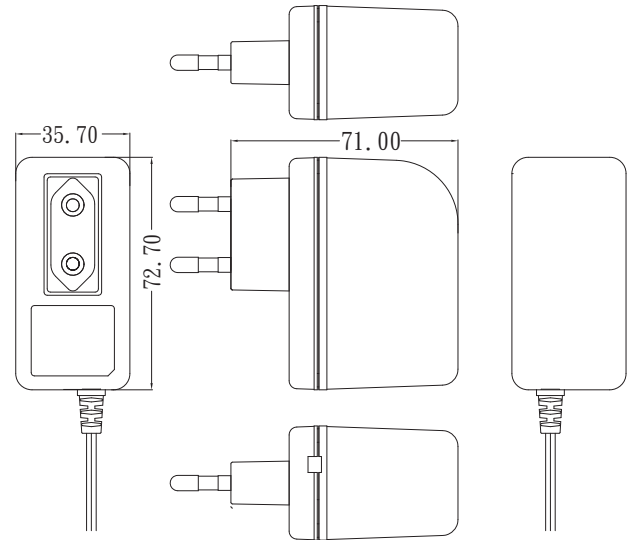
Mechanical Spec



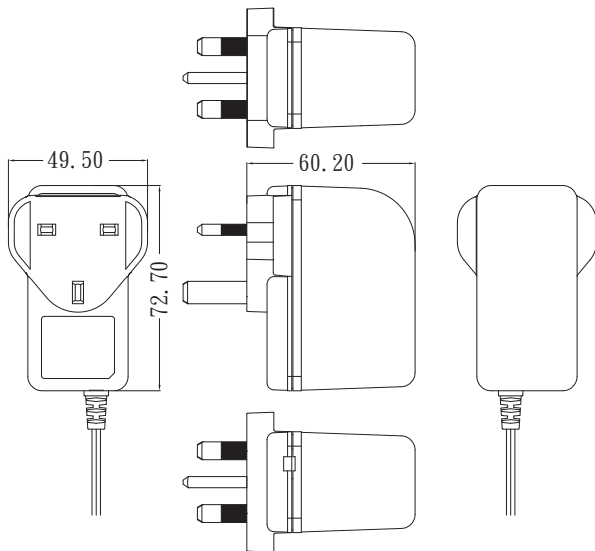
UHVUE3024 Series



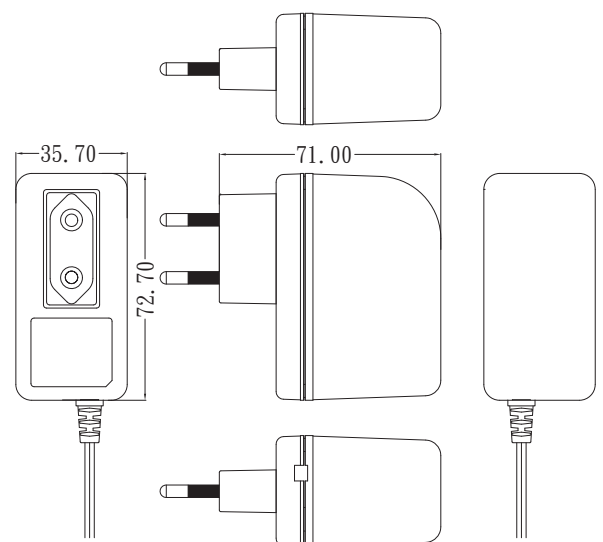
UHVUR3024 Series



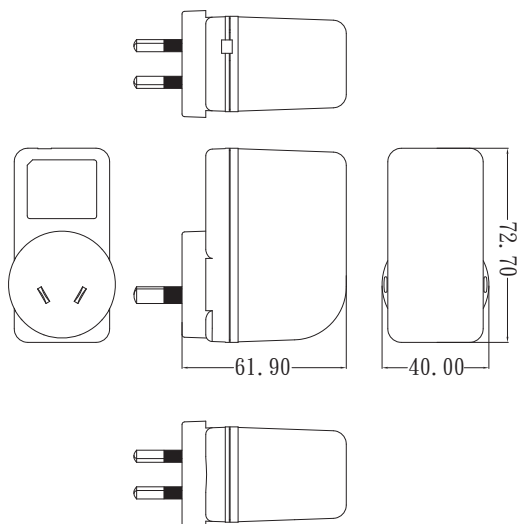
UHVUK3024 Series



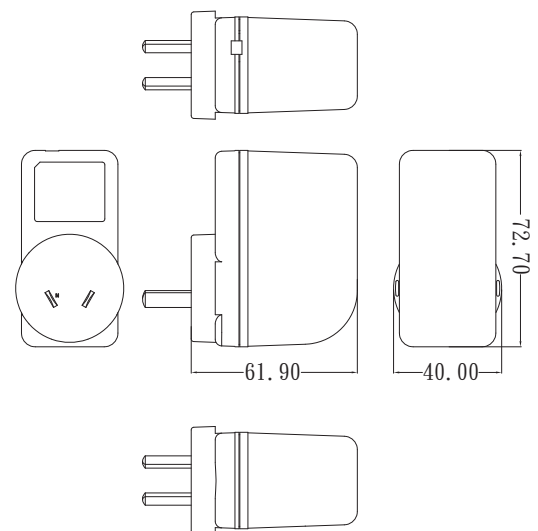
UHVUF3024 Series



UHVUA3024 Series



UHVUG3024 Series



■ Please contact our sales department for details of each model ■