

# UNDV 45W P Series

## Peak Load AC/DC Adaptor



▲ UNDVI3045-XXXXXXPA



▲ UNDVB3045-XXXXXXPA



▲ UNDVC3045-XXXXXXPA



■ Please contact our sales department for safety standard of each model.



### Product Highlights

- Stability
- Energy Efficiency
- LED Display (Optional)
- Peak Load 1 Sec Function
- The Peak Load is Twice Rating Current.(Max.)
- Support Motor & Pump & Print

### Protection

- Short Circuit Protection
- Over Voltage Protection
- Over Current Protection
- Over Temperature Protection (Optional)

### Safety Standard

- 60950-1
- 62368-1
- PSE 別表第八

### Efficiency

- Energy Efficiency Level VI ( ErP / DoE )
- Meet COMMISSION REGULATION(EU) 2019/1782
- Meet DOE 10 CFR part 429 and 430

### Emissions

- FCC Part15 Class B
- CE CISPR 32 EN55032
- VCCI Class B

### Immunity

- EN55024/A1:2001

## Electrical Spec

Input					
Description	Min.	Typ.	Max.	Units	Comment
Voltage	90	100~240	264	Vac	
Frequency	47	50/60	63	Hz	

Environmental					
Description	Min.	Typ.	Max.	Units	Comment
Operating Temperature	0	-	40	°C	Free Convection,Sea level
Storage Temperature	-20	-	65	°C	Free Convection,Sea level
Operating Humidity	5	-	95	%RH	No Condensing
Storage Humidity	5	-	95	%RH	No Condensing

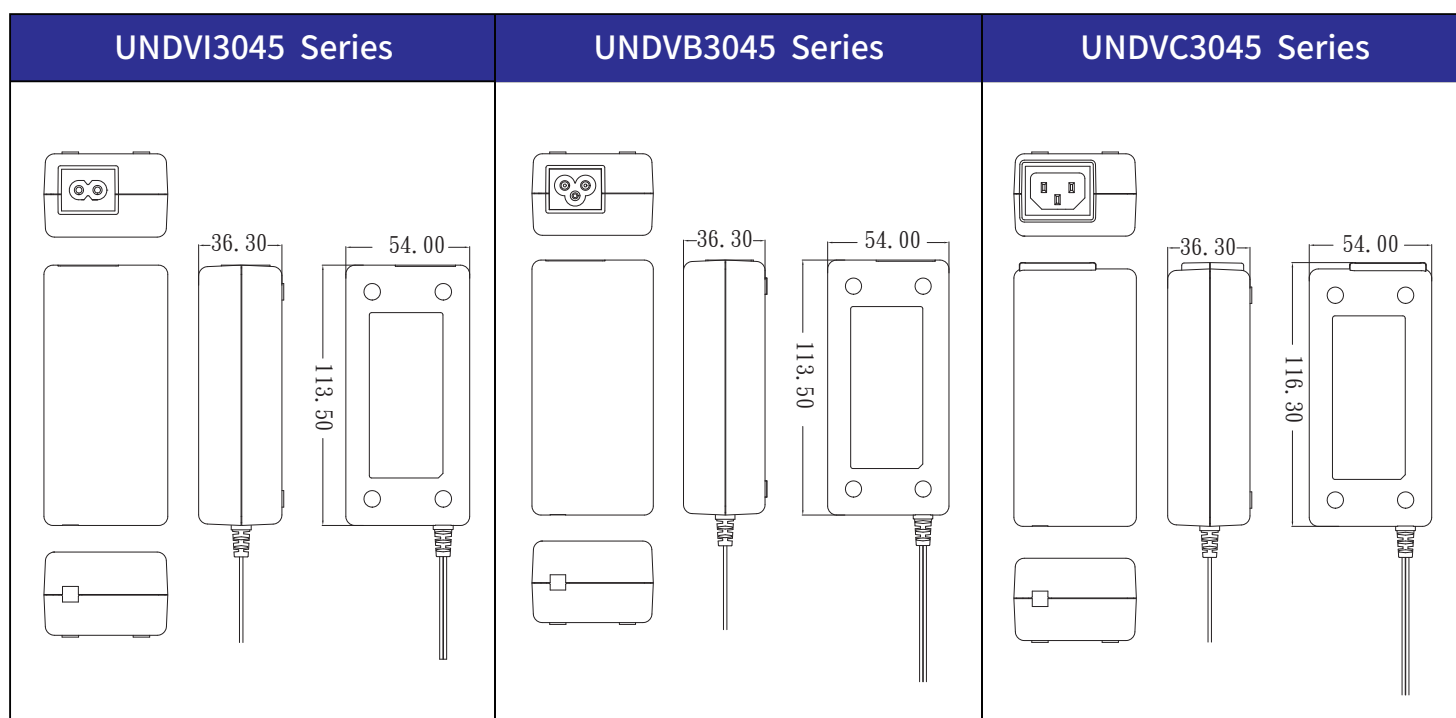
## Typical model list

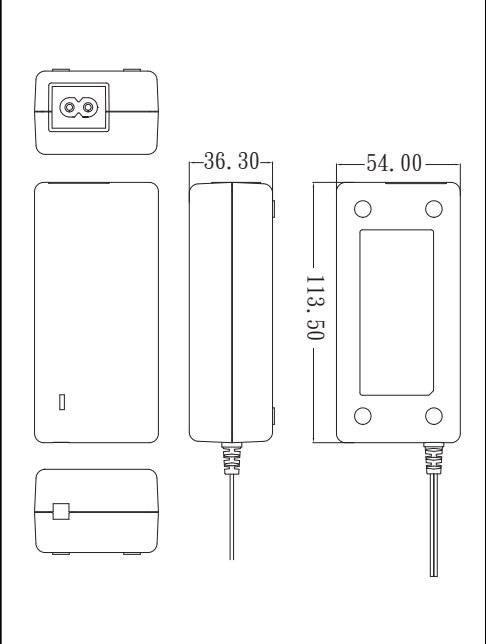
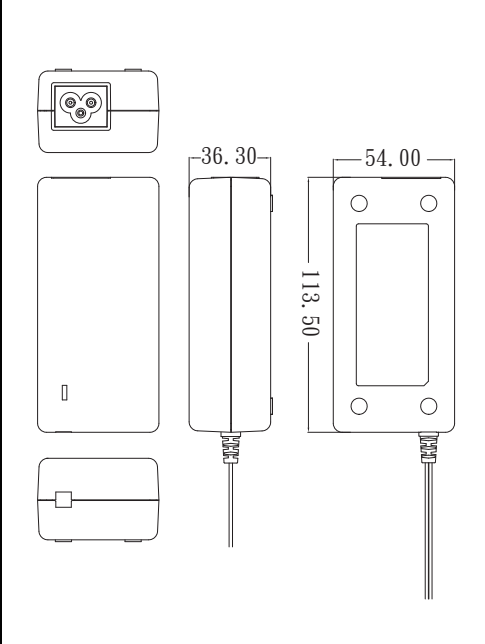
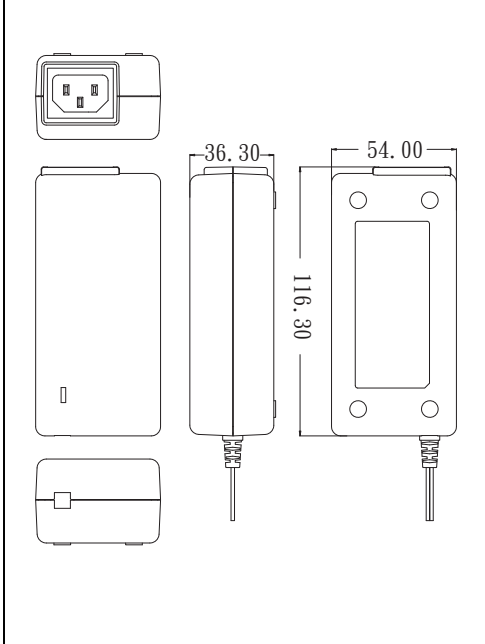
No.	DC Output Voltage	DC Output Current	Output Voltage Precision	Ripple	Noise	DC Output Peak Cruurnt	Time (sec)	Average Active Efficiency	No-Load Power Consumption	Option/Remark
1	12.0V	4.0A	±5%	240mV	240mV	7.2A	1sec	87.77%	0.1W	
2	15.0V	3.2A	±5%	240mV	240mV	6.0A	1sec	87.77%	0.1W	
3	19.0V	2.5A	±5%	240mV	240mV	4.5A	1sec	87.77%	0.1W	
4	24.0V	2.0A	±5%	240mV	240mV	3.8A	1sec	87.77%	0.1W	

■ Measurement Condition

1. Measurements shall be made with an oscilloscope with 20MHz bandwidth.
2. Outputs shall be bypassed at the connector with a 0.1uF ceramic disk capacitor and a 10uF electrolytic capacitor to simulate system loading.

## Mechanical Spec



UNDAI3045/LED Series	UNDAI3045/LED Series	UNDAI3045/LED Series
		

the following blank

■ Please contact our sales department for details of each model ■