

# UU 18W Series

## I.T.E./AV AC/DC Adaptor



▲ **UU118**



▲ **UU318**



▲ **UUZ318**



▲ **UUE318**



▲ **UUL318**



▲ **UUR318**



▲ **UUA318**



▲ **UUK318**



▲ **UUF318**



▲ **UUG318**



■ Please contact our sales department for safety standard of each model.



### Product Highlights

- Stability
- Small Size
- Cost Efficiency
- Suit Portable HDD, Portable GPS, PDA & Network Device

### Efficiency

- Energy Efficiency Level VI ( ErP / DoE )
- Meet COMMISSION REGULATION(EU) 2019/1782
- Meet DOE 10 CFR part 429 and 430

### Protection

- Short Circuit Protection
- Over Voltage Protection
- Over Current Protection

### Emissions

- FCC Part15 Class B
- CE CISPR 32 EN55032
- VCCI Class B
- GB9254/GB17625.1
- CNS13438

### Safety Standard

- 60950-1
- 62368-1
- GB4943.1
- CNS14336
- PSE 別表第八

### Immunity

- EN55024/A1:2001

# Electrical Spec

Input					
Description	Min.	Typ.	Max.	Units	Comment
Voltage	90	100~240	264	Vac	
Frequency	47	50/60	63	Hz	

Environmental					
Description	Min.	Typ.	Max.	Units	Comment
Operating Temperature	0	-	40	°C	Free Convection,Sea Level
Storage Temperature	-20	-	65	°C	Free Convection,Sea Level
Operating Humidity	5	-	95	%RH	No Condensing
Storage Humidity	5	-	95	%RH	No Condensing

## Typical model list

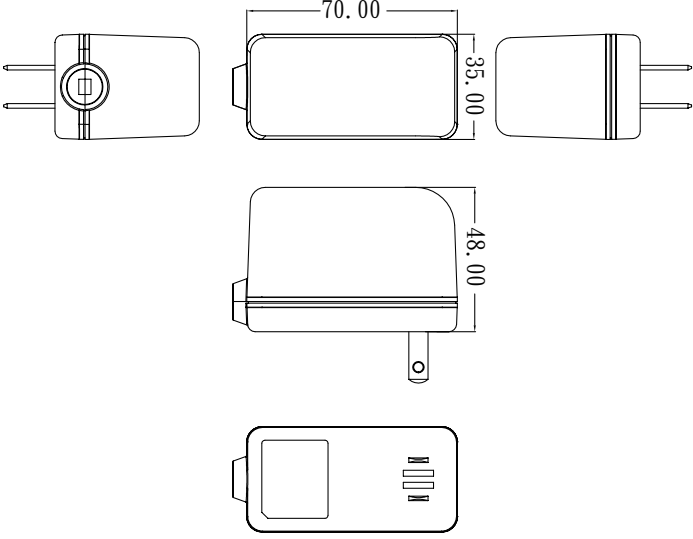
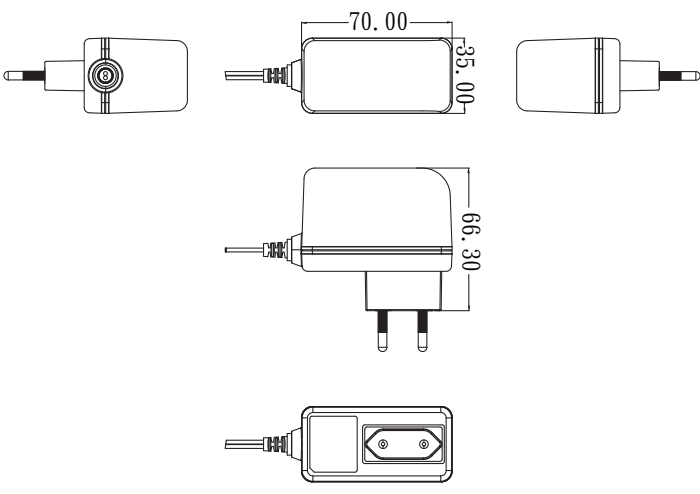
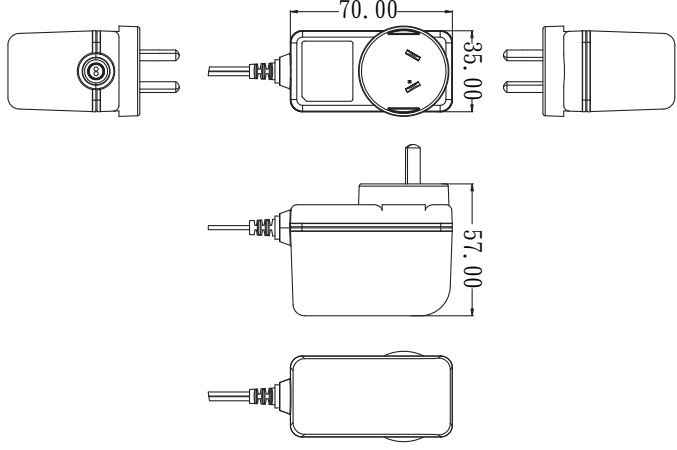
No.	DC Output Voltage	DC Output Current		Ripple	Noise	Average Active Efficiency	No-Load Power Consumption	Option/Remark
1	5.0V	2.0A	±5%	150mV	150mV	78.70%	0.1W	
2	5.0V	2.5A	±5%	100mV	150mV	80.21%	0.1W	
3	5.0V	3.0A	±5%	150mV	150mV	81.39%	0.1W	
4	5.9V	2.8A	±5%	150mV	150mV	81.98%	0.1W	
5	9.0V	2.0A	±5%	200mV	240mV	85.01%	0.1W	
6	12.0V	1.25A	±5%	150mV	240mV	84.13%	0.1W	
7	12.0V	1.5A	±5%	150mV	240mV	85.01%	0.1W	
8	15.0V	1.2A	±5%	200mV	300mV	85.01%	0.1W	
9	19.0V	0.9A	±5%	240mV	240mV	84.76%	0.1W	
10	24.0V	0.75A	±5%	240mV	480mV	85.01%	0.1W	
11	48.0V	0.4A	±5%	480mV	480mV	85.29%	0.1W	

■ Measurement Condition

1. Measurements shall be made with an oscilloscope with 20MHz bandwidth.
2. Outputs shall be bypassed at the connector with a 0.1uF ceramic disk capacitor and a 10uF electrolytic capacitor to simulate system loading.

more detail on next page

UU118/318 Series	UUZ318 Series
<p>Front view, side view, and rear view of the UU118/318 Series. Dimensions: 70.00 (width), 35.00 (height), and 48.00 (depth).</p>	<p>Front view, side view, and rear view of the UUZ318 Series. Dimensions: 70.00 (width), 35.00 (height), and 48.00 (depth).</p>
UUE318 Series	UUA318 Series
<p>Front view, side view, and rear view of the UUE318 Series. Dimensions: 70.00 (width), 35.00 (height), and 66.30 (depth).</p>	<p>Front view, side view, and rear view of the UUA318 Series. Dimensions: 70.00 (width), 35.00 (height), and 57.00 (depth).</p>
UUK318 Series	UUR318 Series
<p>Front view, side view, and rear view of the UUK318 Series. Dimensions: 70.00 (width), 48.80 (height), and 55.20 (depth).</p>	<p>Front view, side view, and rear view of the UUR318 Series. Dimensions: 70.00 (width), 35.00 (height), and 66.30 (depth).</p>

UUL318 Series	UUF318 Series
	
UUG318 Series	
	

————— the following blank —————

■ Please contact our sales department for details of each model ■